

PREMONITION™

Country :United States
State :Florida
Court :Florida Eleventh Circuit
Client name :PUBLIX SUPER MARKETS INC

Attorney Information

Name	Email	Domain	Barnumber	Title	Firm
Daniel Avram Weiss	daw@tannebaumweiss.com	tannebaumweiss.com			
Hillary Jacey Kaps	jkaps@rumberger.com	rumberger.com			
Jeffrey Stephen Hirsh	jhirsh@goldberghirshpa.com	goldberghirshpa.com			
Mark Edward Grimes					
David Michael Tarlow					
Elaine Joy LaFlamme					
Andrew Samuel Connell, Jr.					
Lea Ann Souza-Rasile					
Natt Owen Reifler					
Kristie L. Hatcher-Bolin					
Eric Joseph Knuth					
Jeffrey Arthur Mowers					
Suzanne Ashelle Singer					
Anthony G. Franqui					
Edward George Guedes					
Candace Durbin Korthals					
Surama Suarez					
Gregory Mark Palmer					
Robert T Kofman					
Gregory Thomas Anderson					
John McClure					
Ian Scott Duncan					
Richard Peter Zajac, II					
Marielys Llerena					
Daniel Gomez					
Kirstie LeAnne Hayduk					
Michelle Sanchez Vargas					
David Morgan P?rez					
Anthony Richard Heary					
Nicole L Gardner					
Wesley L Catri					
J R W Parsons					
Phillip Dean Blackmon, Jr.					
Mark Andrew Sodhi					
Elferbein, Marty Fulgueira					
Mowers, Jeffrey A					
Gregory M Palmer					
Dale R Hightower					
Laflamme, Elaine Joy					

Leonard L Gardner					
Palmer, Gregory M					
Sidou, James C					
Robin B. Rothman					
Novigrod, Daniel M.					



Litigation history










Total	Count as Plaintiff	Count as Defendant	Open cases	Closed Plaintiff cases with dispositions	Plaintiff Judgments	Plaintiff Outcome	Closed Defendant cases with dispositions	Defence Dismissals	Defendent Outcome	Average Case Duration
390	10	380	105	8	2	25 %	277	174	62.82 %	438.45










Case Type Report






Casetype	Total No of Cases	% of closed Cases	Average Caseduration	Overall Outcome
10 - AUTO NEGLIGENCE	13	53.85	303.08	42.86 %
103 - NEGL SECURITY	1	0	0	0
105 - NEGL PREM LIAB COM	235	70.21	372.32	79.39 %
106 - NEGL PREM LIAB RES	3	66.67	132.33	100 %
107 - NEGL OTHERS	56	75	407	71.43 %
120 - OTHER ANTI TRUST REG	1	100	765	100 %
125 - OTHER DISCRIM EMPLOY	4	50	69.5	50 %
133 - OTHER (OTHER COMPLAINT)	3	33.33	190.67	100 %
22 - PRODUCTS LIABILITY	6	66.67	128.83	75 %
23 - CONDOMINIUM	1	0	0	0
3 - CONTRACT & INDEBTEDNESS	7	57.14	47.43	50 %
80 - DECLARATORY JUDGMENT	1	100	539	0
82 - EQUITABLE RELIEF	1	100	165	0
97 - NEGL BUSINESS GOVERNANCE	1	100	338	100 %
98 - NEGL BUSINESS TORT	2	50	416	100 %
Auto Negligence (Greater than \$15,000)	1	100	71	0
Comm Premises Liability	42	95.24	101.67	0
Contract & Indebtedness (Greater than \$15,000)	5	100	104.4	0
Other Negligence	5	100	133	0
Product Liability	2	100	105.5	0

Judge Report

Judge	photo	Total No of Cases	Total No of closed Cases	Average Caseduration	Overall Outcome
Daryl E. Trawick		17	12	477.17	83.33 %
					

Beth Bloom		16	11	636.64	81.82 %
Ronald Dresnick		19	13	512.54	76.92 %
John W. Thornton		1	0	0	0
Norma S. Lindsey		14	10	446.7	80 %
Darrin P. Gayles		21	16	537.13	50 %
Rosa I. Rodriguez		17	12	487.92	50 %
Sarah I. Zabel		17	11	563.55	90.91 %
David C. Miller		15	10	488.8	70 %
Lisa S. Walsh		12	9	861.56	88.89 %

Spencer Eig		15	12	514.5	91.67 %
Jerald Bagley		14	8	357.38	75 %
Marc Schumacher		17	12	540.58	66.67 %
Jose M. Rodriguez		12	5	596.4	80 %
Peter R. Lopez		16	9	495.11	66.67 %
Diane V. Ward		22	19	447.84	84.21 %
Antonio Arzola		19	12	396	75 %
Stanford Blake		13	12	466	66.67 %
Gisela Cardonne Ely		11	5	549	80 %

Jorge E Cueto		13	12	469.5	66.67 %
Abby Cynamon		19	14	523.57	100 %
Victoria S. Sigler		13	6	612.17	83.33 %
Jennifer D. Bailey		2	2	438	50 %
		4	4	90	0

Attorney Report Per Case Type

Attorney Name	Firm Name	Case Type	Total No of Cases	% of closed Cases	Average Caseduration	Overall Outcome
Elferbein, Marty Fulgueira		Comm Premises Liability	6	100	92.17	0
Mowers, Jeffrey A		Comm Premises Liability	14	100	118.07	0
Gregory M Palmer		Comm Premises Liability	8	100	114.75	0
Dale R Hightower		Other Negligence	1	100	190	0
Laflamme, Elaine Joy		Comm Premises Liability	1	100	122	0
Palmer, Gregory M		Comm Premises Liability	7	100	114.14	0
Sidou, James C		Contract & Indebtedness (Greater than \$15,000)	1	100	71	0
Robin B. Rothman		Other Negligence	1	100	128	0
Leonard L Gardner		Comm Premises Liability	1	100	129	0
Phillip Dean Blackmon, Jr.		107 - NEGL OTHERS	2	100	910.5	50 %
Jeffrey Arthur Mowers		105 - NEGL PREM LIAB COM	78	96.15	501.49	56 %
Edward George Guedes		105 - NEGL PREM LIAB COM	2	100	621.5	100 %
Andrew Samuel Connell, Jr.		105 - NEGL PREM LIAB COM	19	94.74	596.16	88.89 %

Hillary Jacey Kaps	rumberger.com	105 - NEGL PREM LIAB COM	29	100	587.62	79.31 %
Surama Suarez		107 - NEGL OTHERS	4	100	781	100 %
Gregory Mark Palmer		107 - NEGL OTHERS	16	100	462.31	93.75 %
Robert T Kofman		133 - OTHER (OTHER COMPLAINT)	2	100	411.5	100 %
David Michael Tarlow		105 - NEGL PREM LIAB COM	1	100	759	100 %
Candace Durbin Korthals		105 - NEGL PREM LIAB COM	1	100	1012	100 %
Suzanne Ashelle Singer		105 - NEGL PREM LIAB COM	1	100	263	100 %
Mark Andrew Sodhi		105 - NEGL PREM LIAB COM	1	100	479	100 %
Ian Scott Duncan		105 - NEGL PREM LIAB COM	6	100	726.83	100 %
David Morgan P? rez		105 - NEGL PREM LIAB COM	1	100	211	100 %
Michelle Sanchez Vargas		105 - NEGL PREM LIAB COM	1	100	344	100 %
Daniel Avram Weiss	tannebaumweiss.com	82 - EQUITABLE RELIEF	1	100	165	0
Anthony Richard Heary		107 - NEGL OTHERS	1	100	977	100 %
Daniel Gomez		105 - NEGL PREM LIAB COM	7	100	353.43	100 %
John McClure		105 - NEGL PREM LIAB COM	1	100	991	100 %
Elaine Joy LaFlamme		105 - NEGL PREM LIAB COM	8	87.5	395.38	85.71 %
Mark Edward Grimes		22 - PRODUCTS LIABILITY	1	100	218	100 %
Jeffrey Stephen Hirsh	goldberghirshpa.com	105 - NEGL PREM LIAB COM	1	100	879	0
Anthony G. Franqui		10 - AUTO NEGLIGENCE	1	100	357	100 %
Lea Ann Souza-Rasile		120 - OTHER ANTI TRUST REG	1	100	765	100 %
Kirstie LeAnne Hayduk		105 - NEGL PREM LIAB COM	5	60	439.6	100 %
J R W Parsons		105 - NEGL PREM LIAB COM	1	100	513	100 %
Gregory Thomas Anderson		107 - NEGL OTHERS	1	100	70	0
Richard Peter Zajac, II		105 - NEGL PREM LIAB COM	2	100	415.5	100 %
Eric Joseph Knuth		22 - PRODUCTS LIABILITY	1	100	376	100 %
Nicole L Gardner		105 - NEGL PREM LIAB COM	5	100	321.4	100 %
Marielys Llerena		105 - NEGL PREM LIAB COM	1	100	280	100 %
Natt Owen Reifler		3 - CONTRACT & INDEBTEDNESS	1	100	274	100 %
Kristie L. Hatcher-Bolin		98 - NEGL BUSINESS TORT	1	0	0	0
Novigrod, Daniel M.		Auto Negligence (Greater than \$15,000)	1	100	71	0

Disclaimer: <http://premonition.ai/disclaimer>

Contact: <http://www.premonition.ai>

PREMONITION™

Analytics

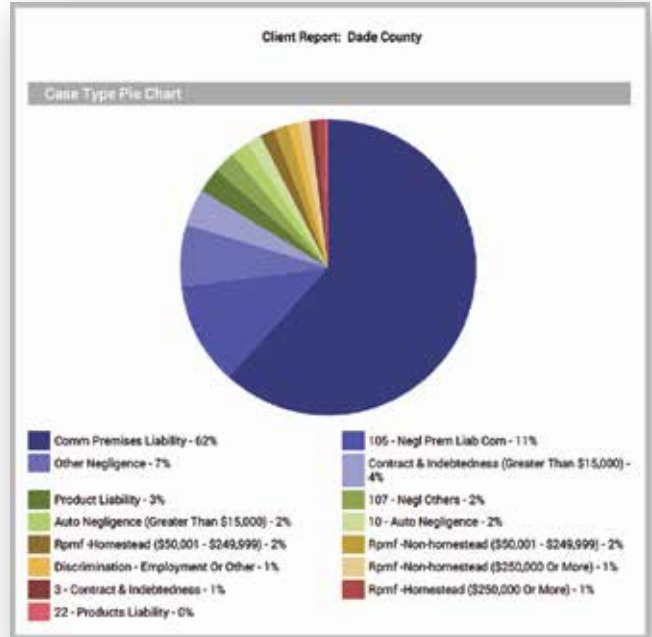


Client Report

Premonition's Client Report contains in-depth analytics on a company's litigation history and attorney performance. Law Firms use this report to improve Business Development through better Client Intelligence. It is used by General Counsel to review their Panel Counsel.

- Litigation History
- Case Types
- Legal Representation
- Attorney/Firm performance
- Case Duration (overall, case type, judge, client)

Useful for: Law Firms, General Counsel, Claims Managers



Attorney Report

Premonitions' Attorney Report contains in-depth analytics on an attorney's performance and litigation experience. Law Firms use this report to gather intelligence on opposing counsel and identify lateral recruiting opportunities. General Counsel use this report to review the performance of their external counsel.

- Litigation Experience
- Case Types
- Client Representation
- Performance (overall, case type, judge, client)
- Case Duration (overall, case type, judge, client)

Useful for: Law Firms, General Counsel, Claims Managers, Litigation Finance, Pre-Settlement Funding

Case Type	Cases	Closed Cases	Win Count	Loss Count	Average Case Duration	Outcome
109 - Mgt P Com \$10,001 - \$249,999	1	0	0	0	0	0%
111 - Mgt P Res \$0-\$99,999	14	0	0	0	0	0%
112 - Mgt P Res \$100,001 - \$249,999	256	21	2	19	76	10%
113 - Mgt P Res \$250,000 or More	128	6	1	5	37	17%

Judge	Cases	Closed Cases	Win Count	Loss Count	Average Case Duration	Outcome
Abby Cynamon	1	0	0	0	0	0%
Antonio Arzola	1	0	0	0	0	0%
Andrew Marin	1	0	0	0	0	0%

Client	Cases	Closed Cases	Win Count	Loss Count	Average Case Duration	Outcome
260 Mortgage Group LLC	1	0	0	0	0	0%
Alta 6 LLC	2	0	0	0	0	0%
Alta 8 LLC	1	0	0	0	0	0%
Alta 9 LLC	1	0	0	0	0	0%
Alta 9-Cog LLC	1	0	0	0	0	0%
Alta 11 LLC	1	0	0	0	0	0%
Alta 11-LLC/DONALDZ, Gloria J	1	0	0	0	0	0%
Argent Securities	1	0	0	0	0	0%
INDEUTISCHE BANK NATIONAL TRUST Company	1	0	0	0	0	0%
ATP TRUST	1	0	0	0	0	0%
Bank of AMERICA	1	0	0	0	0	0%
Alternative Loan (Trust)	1	0	0	0	0	0%
Fargo Bank National Association	1	0	0	0	0	0%

Name	Email	Domain	Bar Number	Title	Firm
Jonathan van Meurs	j.vanmeurs@premonition.com	premonition.com	29235		Robertson, Anschutz Kamp, Schmidt, P.L.L.C.

Overall	Cases	Closed Cases	Win Count	Loss Count	Average Case Duration	Outcome
	2129	249	55	185	1500	23%

Cases	Closed Cases	Win Count	Loss Count	Average Case Duration	Outcome
2129	249	55	185	1500	23%

Analytics

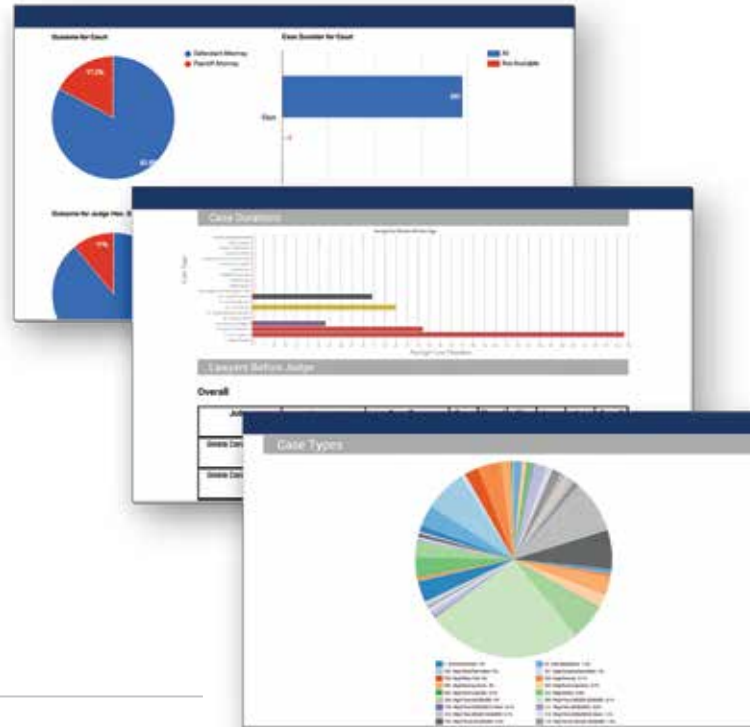


Judge Report

Premonition's Judge Report contains in-depth analytics on the outcomes of attorneys in front of a judge. It is used by General Counsel to identify the most effective and efficient attorneys in front of a judge. Law Firms use this report for gathering judicial intelligence, hiring co-counsel and identifying the strength of opposing counsel.

- Attorney Performance by case type
- Case Durations by case type and attorney
- Plaintiff/Defendant outcomes by case type
- Attorney Experience in front of a judge
- Performance Outliers

Useful for: Law Firms, General Counsel, Claims Managers, Litigation Finance



Law Firm Report

Premonition's Law Firm Report provides in-depth analysis of a Law Firm's performance and efficiency. General Counsel use this during their Panel Counsel Review process to identify top-performing firms. Law Firm's use this report to track their litigation experience/performance and to improve their business development by pitching to their strengths.

- Litigation History and Experience
- Client Representation
- Overall Firm Performance
- Specific Attorney Performance
- Average Case Durations (overall, case type, client)
- Case Types
- Benchmarking to Competitors

Useful for: Law Firms, General Counsel, Claims Managers



Court Report

Premonition's Court Report reveals the quantity of cases and performance of all the lawyers in a particular court. This report is used to identify top performing attorneys or identify potential venues in which to file a case.

- Attorney Experience (Number of Cases in a Court)
- Attorney Performance by Case Type
- Benchmarking to peer performance

Useful for: Law Firms, General Counsel, Claims Managers, Litigation Finance



Top Litigants Report

Premonition's Top Litigants Report ranks companies by volume of litigation in a court, state, or country. Law Firms use this report to identify potential hidden clients. Litigation Finance Firms use this to identify potential leads.

Useful for: Law Firms, General Counsel, Claims Managers, Litigation Finance